mara®

INSTALLATION INSTRUCTIONS
/ ISTRUZIONI DI MONTAGGIO

250 / CENTRAL BASE TABLE

A X6 M8X25

B X1

C X1

D X1

E* X4

***are delivered only with top**
sono consegnate solo con il piano

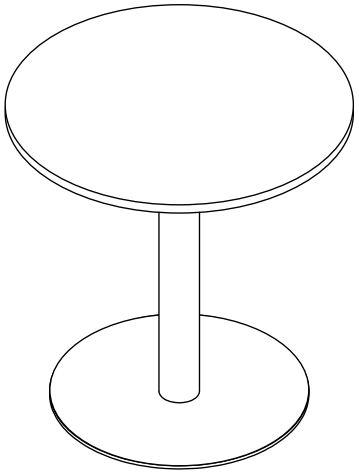

1

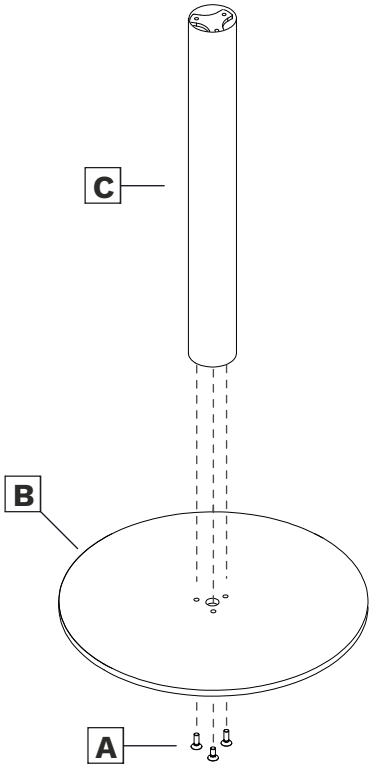

2

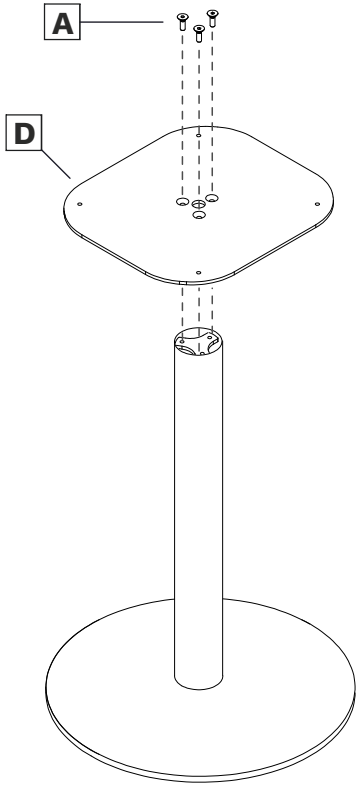

Screw the counter plate to the column using 3 M8x25 screws (A)

Avvitare la piastra alla colonna con 3 viti M8x25 (A)

3

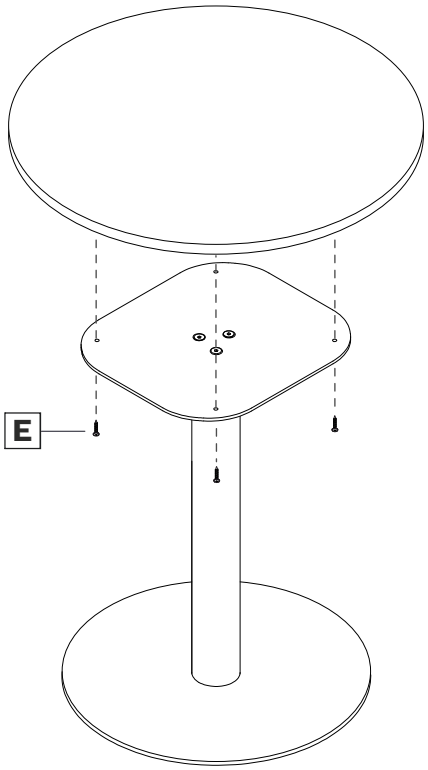

Fix the table top to the frame using the 4 screws (E)

Fissare il piano del tavolo al telaio con le 4 viti (E)